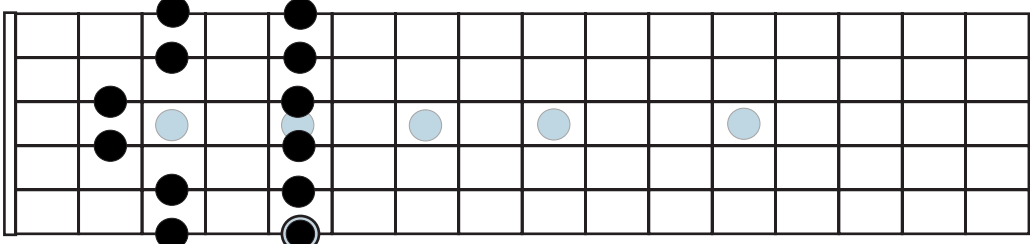


Steve Raleigh - Music 101

The Five Pentatonic Scale Forms

Steve Raleigh
www.SteveRaleigh.com
(845) 542-4558

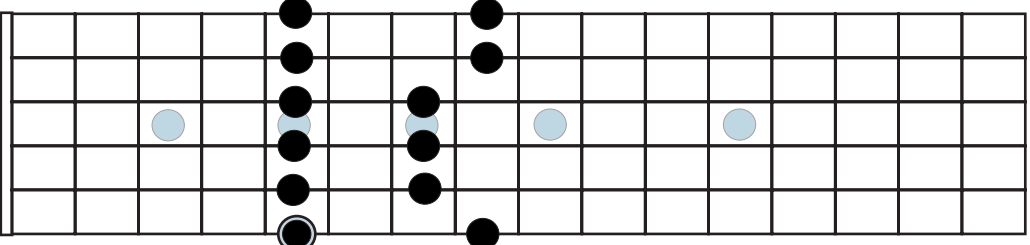
A minor pentatonic



1 2 3 4 - Fingering

Detailed description: A guitar fretboard diagram showing the first form of the A minor pentatonic scale. The scale notes are marked with blue circles: A2 (1st fret, 5th string), C3 (3rd fret, 5th string), D3 (5th fret, 5th string), E3 (7th fret, 5th string), and A3 (10th fret, 5th string). The root note A3 is circled in black. Fingering numbers 1, 2, 3, and 4 are placed below the fretboard to indicate the fingerings for the notes A3, C3, D3, and E3 respectively.

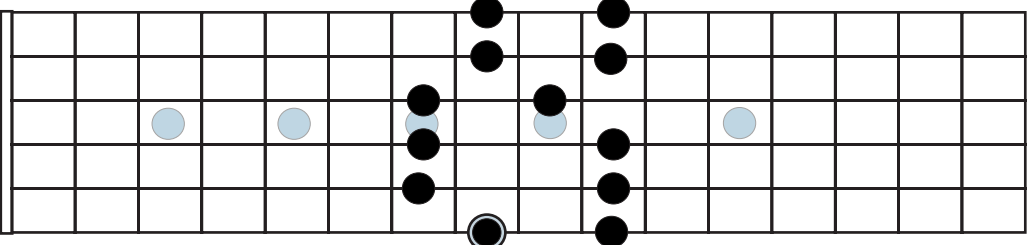
A minor pentatonic



1 2 3 4

Detailed description: A guitar fretboard diagram showing the second form of the A minor pentatonic scale. The scale notes are marked with blue circles: A2 (3rd fret, 4th string), C2 (5th fret, 4th string), D2 (7th fret, 4th string), E2 (9th fret, 4th string), and A2 (12th fret, 4th string). The root note A2 is circled in black. Fingering numbers 1, 2, 3, and 4 are placed below the fretboard to indicate the fingerings for the notes A2, C2, D2, and E2 respectively.

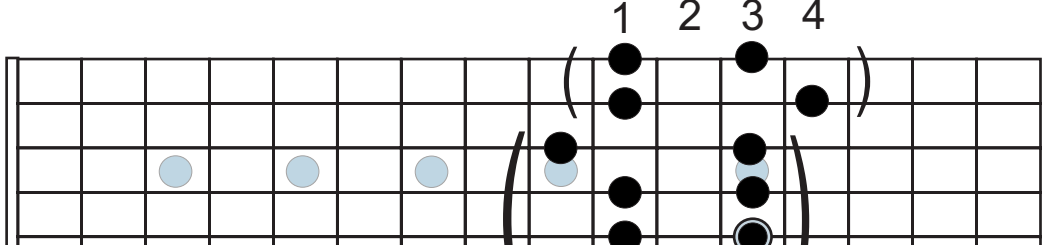
C major pentatonic



1 2 3 4

Detailed description: A guitar fretboard diagram showing the first form of the C major pentatonic scale. The scale notes are marked with blue circles: C2 (3rd fret, 5th string), D2 (5th fret, 5th string), E2 (7th fret, 5th string), G2 (9th fret, 5th string), and C3 (12th fret, 5th string). The root note C2 is circled in black. Fingering numbers 1, 2, 3, and 4 are placed below the fretboard to indicate the fingerings for the notes C2, D2, E2, and G2 respectively.

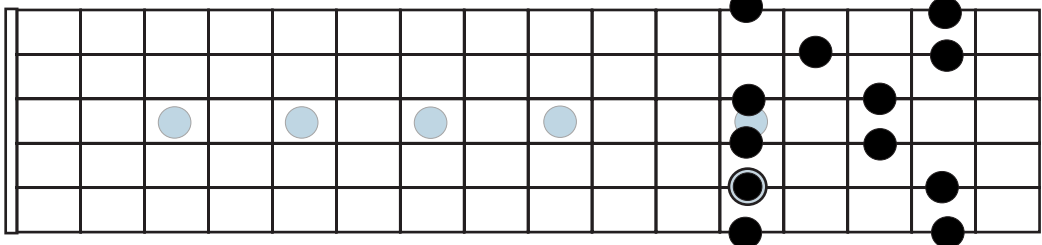
A minor pentatonic



1 2 3 4

Detailed description: A guitar fretboard diagram showing the third form of the A minor pentatonic scale. The scale notes are marked with blue circles: A2 (5th fret, 4th string), C2 (7th fret, 4th string), D2 (9th fret, 4th string), E2 (11th fret, 4th string), and A2 (14th fret, 4th string). The root note A2 is circled in black. Fingering numbers 1, 2, 3, and 4 are placed below the fretboard to indicate the fingerings for the notes A2, C2, D2, and E2 respectively. Brackets are used to group the notes into pairs: (A2, C2), (D2, E2), and (A2).

A minor pentatonic



1 2 3 4

Detailed description: A guitar fretboard diagram showing the fourth form of the A minor pentatonic scale. The scale notes are marked with blue circles: A2 (7th fret, 4th string), C2 (9th fret, 4th string), D2 (11th fret, 4th string), E2 (13th fret, 4th string), and A2 (16th fret, 4th string). The root note A2 is circled in black. Fingering numbers 1, 2, 3, and 4 are placed below the fretboard to indicate the fingerings for the notes A2, C2, D2, and E2 respectively.